

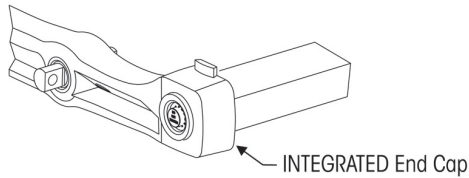
■ Technical Notes

The following information is intended to assist in determining which suspension is equipped on the vehicle. As an example, in Figures 1 and 2, the end cap / frame hanger help identify whether the suspension is current model PRIMAAX EX or the previous production model PRIMAAX.

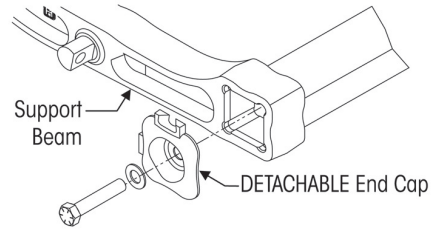
PRIMAAX EX / FIREMAAX EX or PRIMAAX / FIREMAAX

FIGURE 1

PRIMAAX EX / FIREMAAX EX | Enhanced U-beam Assembly with Integrated End Cap

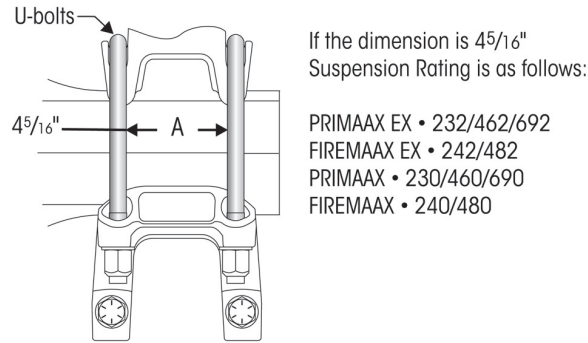


PRIMAAX / FIREMAAX | Support Beam with Detachable End Cap



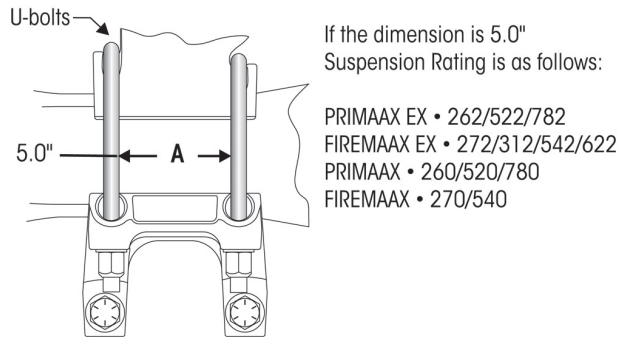
SUSPENSION RATING / CAPACITY

FIGURE 2



If the dimension is 4⁵/₁₆"
Suspension Rating is as follows:

PRIMAAX EX • 232/462/692
FIREMAAX EX • 242/482
PRIMAAX • 230/460/690
FIREMAAX • 240/480



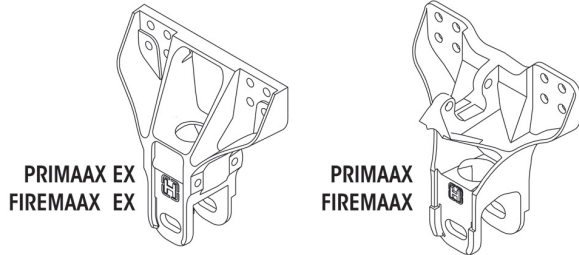
If the dimension is 5.0"
Suspension Rating is as follows:

PRIMAAX EX • 262/522/782
FIREMAAX EX • 272/312/542/622
PRIMAAX • 260/520/780
FIREMAAX • 270/540

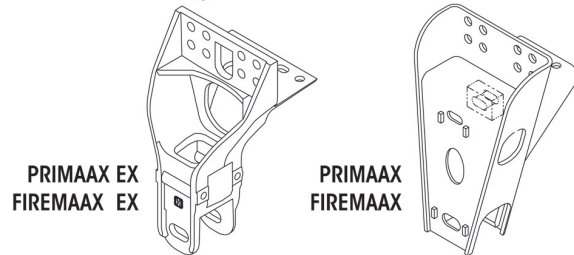
RIDE HEIGHT

FIGURE 3

**Frame Hangers
8½"-10" Ride Height**



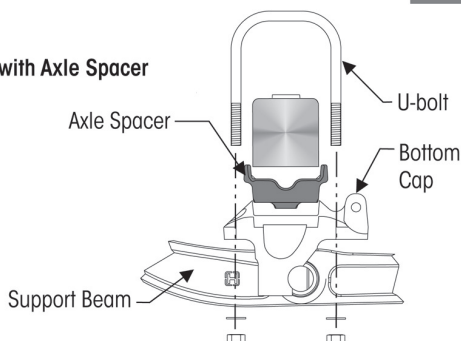
**Frame Hangers
12½"-15½" Ride Height**



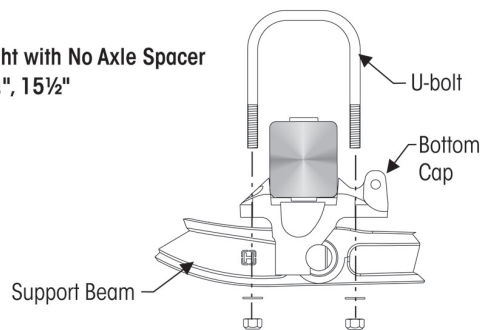
AXLE SPACER

FIGURE 4

**Ride Height with Axle Spacer
8½", 12½"**



**Ride Height with No Axle Spacer
10", 14¾", 15½"**



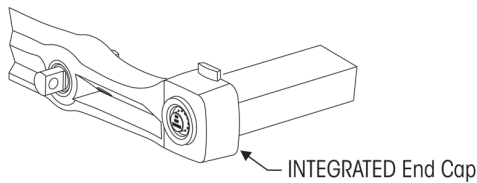
■ Technical Notes

The following information is intended to assist in determining which suspension is equipped on the vehicle. As an example, in Figure 1, the end cap / frame hanger helps identify whether the suspension is the current model PRIMAAX EX or the previous production model PRIMAAX.

FIGURE 1

PRIMAAX EX / PRIMAAX

PRIMAAX EX | Enhanced U-beam Assembly with Integrated End Cap



PRIMAAX | Support Beam with Detachable End Cap

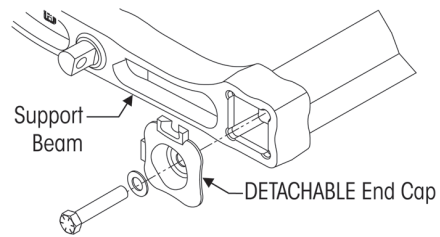
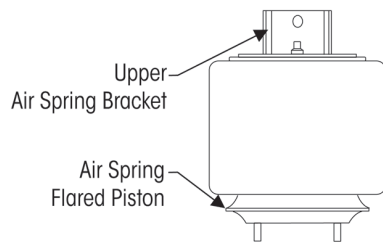


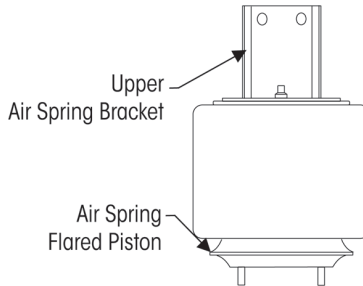
FIGURE 2

SUSPENSION RATING / CAPACITY

PRIMAAX EX 232/462/692



PRIMAAX EX 232T/462T/692T



PRIMAAX EX 262S

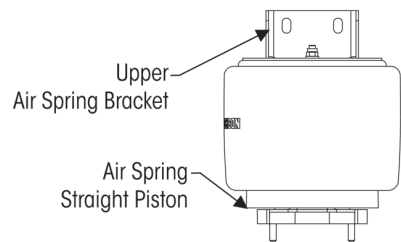
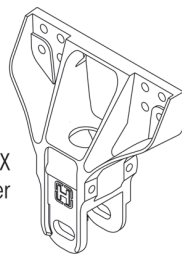


FIGURE 3

RIDE HEIGHT

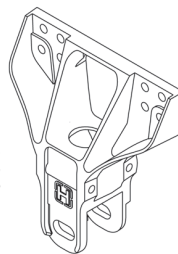
9" Ride Height

**PRIMAAX EX / PRIMAAX
Frame Hanger**



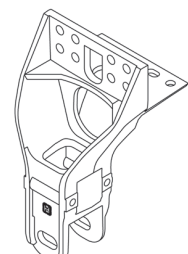
10½" Ride Height

**PRIMAAX EX
Frame Hanger**

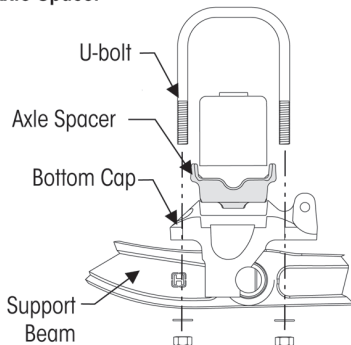


13" Ride Height

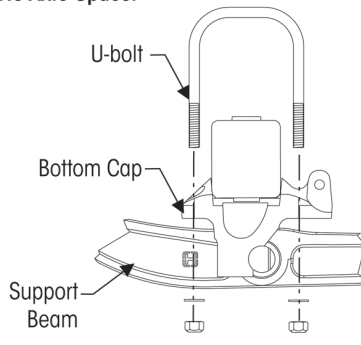
**PRIMAAX EX
Frame Hanger**



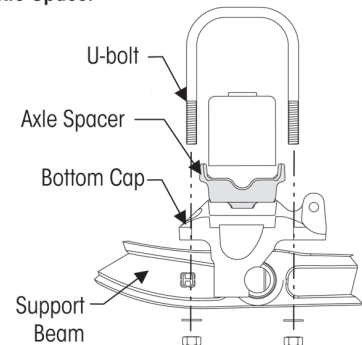
**AND
Axle Spacer**



**AND
No Axle Spacer**



**AND
Axle Spacer**



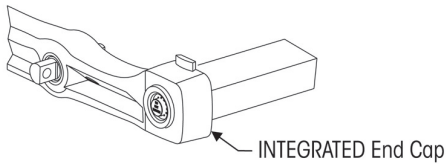
■ **Technical Notes**

The following information is intended to assist in determining which suspension is equipped on the vehicle. As an example, in Figures 1 and 2, the end cap / frame hanger help identify whether the suspension is current model PRIMAAX EX or the previous production model PRIMAAX.

FIGURE 1

PRIMAAX EX or PRIMAAX

PRIMAAX EX Enhanced U-beam Assembly with Integrated End Cap



PRIMAAX Support Beam with End Cap

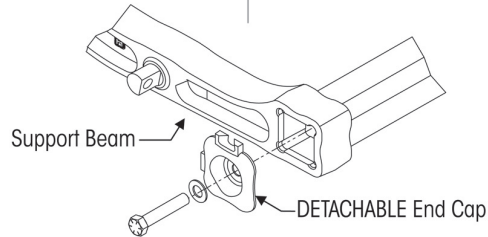
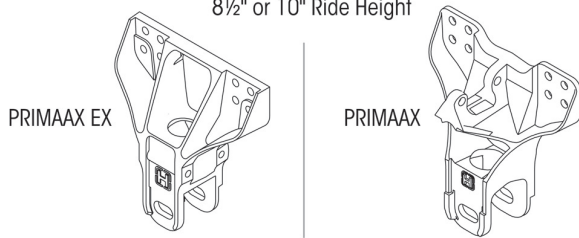


FIGURE 2

RIDE HEIGHT

• Frame Hangers

8½" or 10" Ride Height



15½" Ride Height

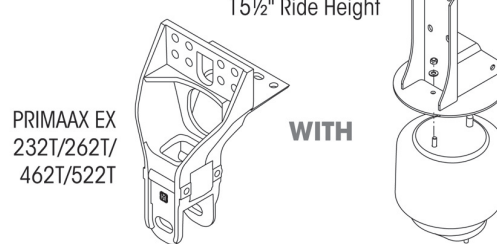
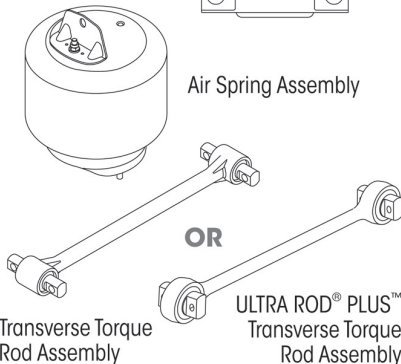
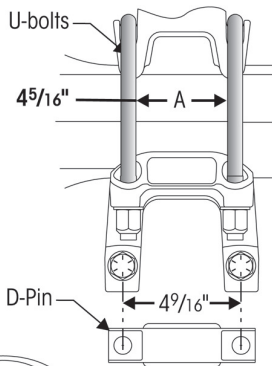


FIGURE 3

SUSPENSION RATING / CAPACITY

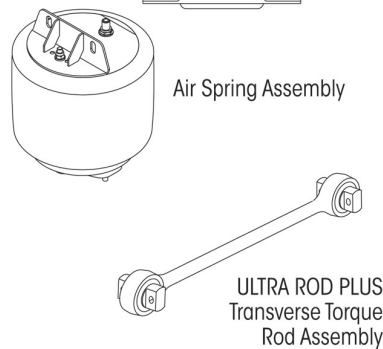
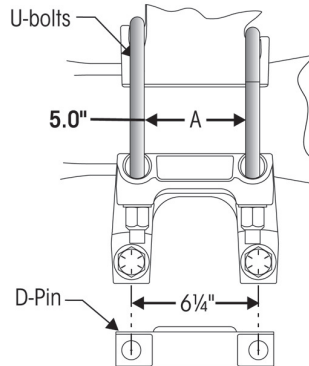
PRIMAAX EX 232/462/692
PRIMAAX 230/460/690

▪ Distance Between U-bolts — 4⁵/₁₆"



PRIMAAX EX 262/522
PRIMAAX 260/520

▪ Distance Between U-bolts — 5.0"



PRIMAAX EX 262S/522S

▪ Distance Between U-bolts — 4⁵/₁₆"

